


The Return



Approximate Design Area 18.5in x 12.2in (47cm x 31cm)

This Blackwork/Cross stitch design contains a chart and instructions and can be stitched on 14 count Aida or 28 count Evenweave



Published by Catkin Embroidery Designs
31 Cleeve Road, Knowle, Bristol BS4 2JR
Tel: (0117) 971 5802 Fax: (0117) 914 7160

Cross Stitch in:

		DMC
⊙	Yellow lt	Gold 7
■	Black	310
▶	Steel Grey dk	414
Σ	Steel Grey dk + Pewter Grey vy dk	414 + 3799
//	Pearl Grey + Steel Grey dk	414 + 415
ł	Pearl Grey	415
●	Pewter Grey vy dk	3799
Ⓛ	Pewter Grey vy dk + Black	3799 + 310

Back Stitch in:

—————	Yellow lt	Gold 7
—————	Black	310
—————	Steel Grey dk	414
—————	Pearl Grey + Steel Grey dk	414 + 415
—————	Pearl Grey	415
—————	Pewter Grey vy dk	3799

Additional Information

The DMC threads used in this design are as follows: -

Bundle 1

310 - Black - 8 metres

414 - Steel Grey dk.-18 metres

Bundle 2

3799 -Pewter Grey vy.dk. - 18 metres

415- Pearl Grey-10 metres

A 35 metre card of Madeira Glissengloss Gold 7 is also used although any other gold blending filament can be substituted if preferred..

Please note thread usage is approximate only and might have a slight variation depending on individual stitching methods.

The Return

Approximate Design Size 18.5ins x 12.2 ins (47cm x 31cm)

This design can be stitched on 14 count aida or 27/28 count evenweave over 2 x 2 threads and is stitched in Blackwork (worked in backstitch or stab-stitch) and cross-stitch.

The 4 small arrows, one appearing at the edge of 4 pages of the chart, are to enable you to centre the design on your fabric. Please note that to make moving from 1 page of the chart to another easier there is a **2 line shaded overlap** on pages 2-9 where the adjoining 2 lines from the previous page are duplicated

General

In the Blackwork part of the design the thicker lines, usually outlines are stitched in 2 strands of the appropriate colour, the thinner lines e.g. the infill patterns are stitched in 1 strand. Where darker lines appear over the infill pattern these should be put in after the underlying infill pattern is completed.

Cross-stitches are in 2 strands of the thread shown in the key. Where a half-stitch is used, a diagonal line is shown across the square with the appropriate symbol behind it.

Lady Stitching

She is outlined in Black (DMC 310) Also in DMC 310 are the struts of her headress
And the veil (in 1 strand) Also stitched in DMC 310 are her hands, the embroidery frame, the outline of the fabric in the frame plus the embroidery.

The infill pattern of her dress is in 1 strand of DMC 3799.
as are the folds over the infill pattern, although these are in 2 strands



Her Necklace is in 2 strands of the Gold thread

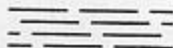
The Dog

He is outlined in 2 strands of DMC 310

The Stool

The stool on which she is sitting is outlined in 2 strands of DMC 3799

The infill pattern on the front of the stool is in 1 Strand of DMC 414.



The infill pattern of the inside of the stool leg
Is in 1 strand of DMC 3799.





Catkin Embroidery Designs
The Return®






Catkin Embroidery Designs

The Return[©]





Catkin Embroidery Designs


The Return.®





Catkin Embroidery Designs
The Return.®

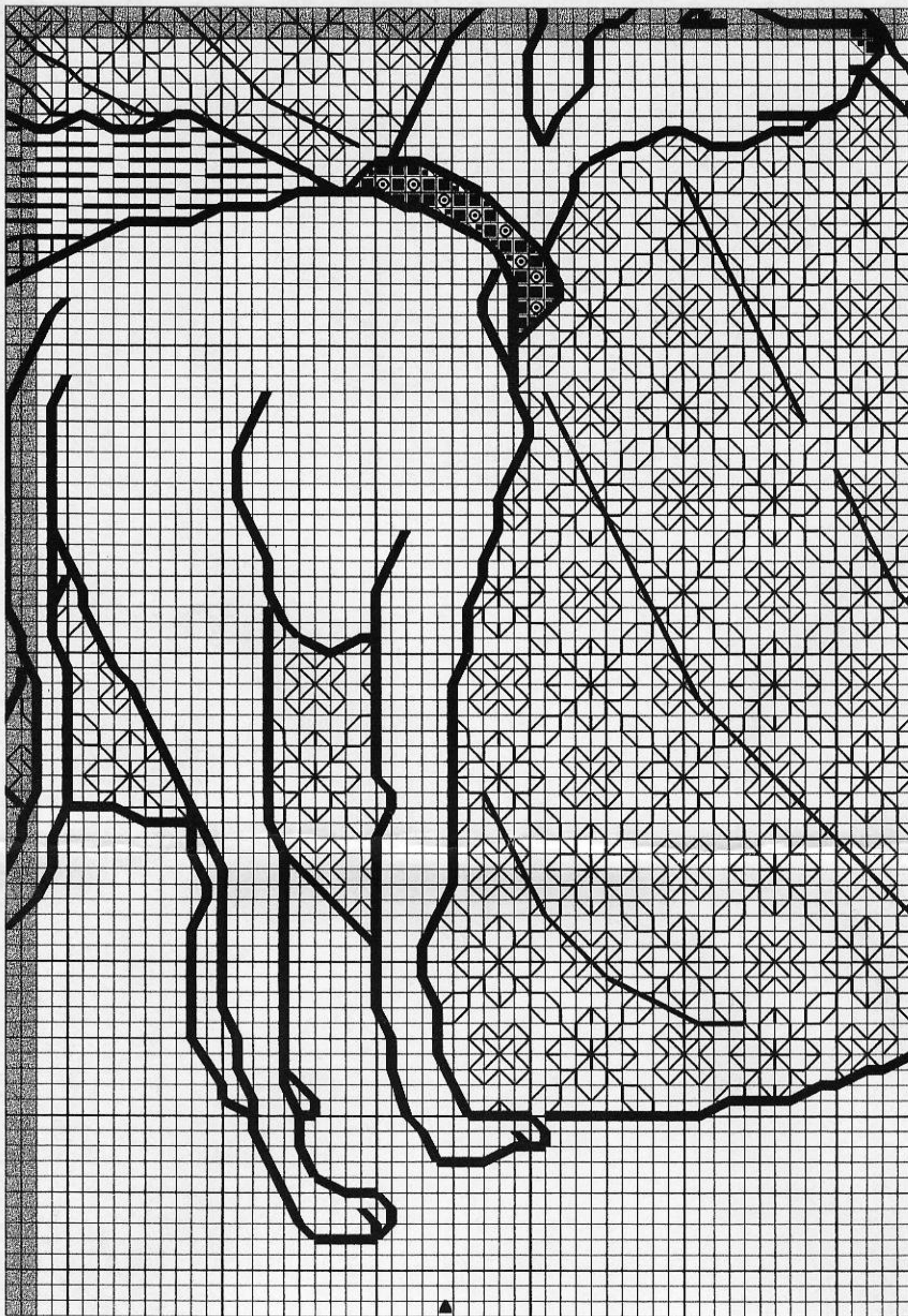




Catkin Embroidery Designs

The Return.®






Catkin Embroidery Designs

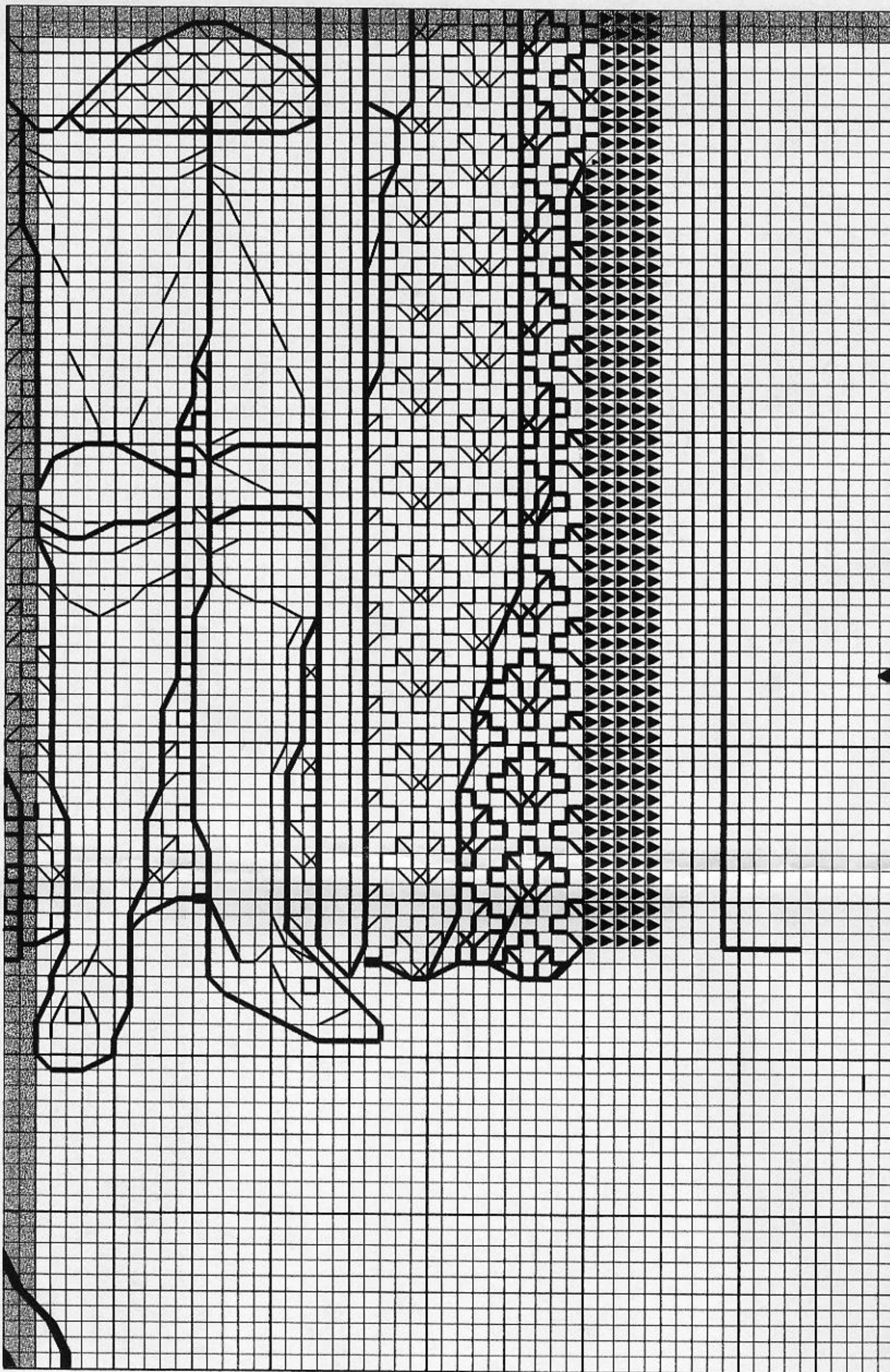
The Return.®





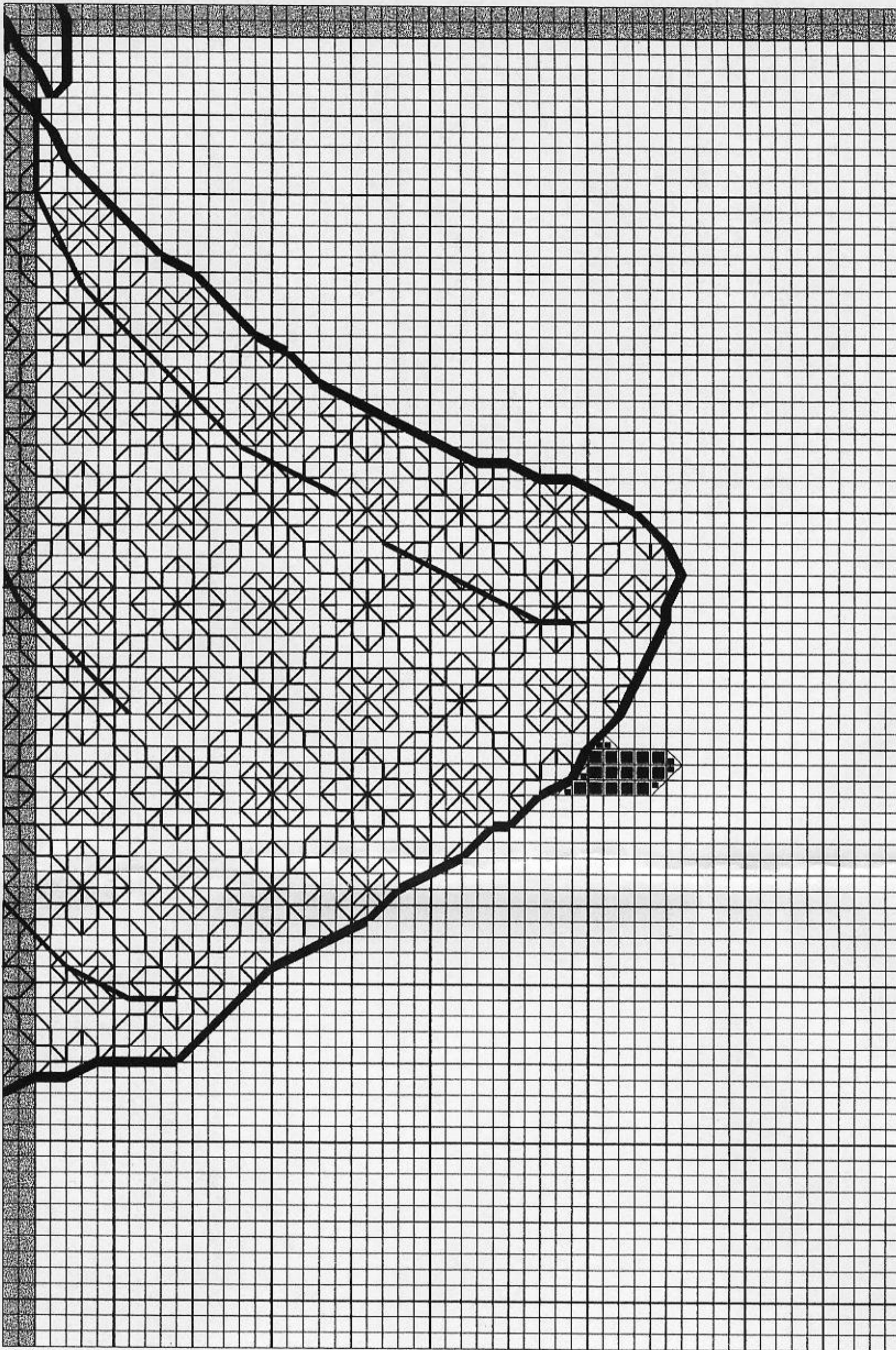
Catkin Embroidery Designs
The Return.®





Catkin Embroidery Designs
The Return[®]





Catkin Embroidery Designs

The Return.®

